


The Honolulu Orchid Society

© Honolulu Orchid Society Inc.

JUNE 2026 NEWSLETTER



Papilionanda Reverend Masao Yamada 'Dynasty' AM HOS
Displayed by Mel & Pam Waki
Awarded 3/20/2025, Kunia Orchid Society Show

Newsletter Editor: Carol De Witt Contributing Editors: Mel Waki, Brad Lau & Josie Gesteuyala.
Layout: Mel Waki. Contributing Photographers: Mel Waki, Jan Takamiya, and Josie Gesteuyala

Email: hos@honoluluorchidsociety.org

HONOLULU ORCHID SOCIETY JUNE GENERAL MEMBERSHIP MEETING

Date: Wednesday, June 10, 2026

Time/Place: 7:00 PM (doors open at 6:30 PM), Lanakila Elementary School Cafeteria


Program: "Vandas: Their History, Botany & Culture"

Presented by: Leland Nakai


Vandas are the showstoppers of the orchid world, famous for their giant, vibrant flowers and unusual habit of growing completely dangling in mid-air without any soil. **Leland Nakai** will present a brief history of Vandas and describe the plant structure and genetics of this genus. He will also share his secrets on how he grows his prize winning Vandas.

The **Plant Culture Table** will be open for the June meeting. Members are encouraged to bring their blooming orchids to the meeting to share with the audience. As in the past, plants on the Culture Table will be divided into the Novice Category (up to 4 years of growing orchids) and the Master's Category (more than 4 years of growing orchids). The audience will be given the opportunity to view the plants and vote on the plant in each category they liked the best based on flower appearance, fragrance, overall plant growth or uniqueness. The top two plants receiving the most votes in each category will be given special prizes. Registration of plants for the Plant Culture Table is from 6:30 pm to 7:00 pm.

The **Mini Country Store** will be closed for June. It will reopen during the July Membership Meeting.

 Honolulu Orchid Society
June 2026 Meeting

"Vandas:
Their History,
Botany &
Culture"



Presentation by
Leland Nakai

**WEDNESDAY
JUNE 10, 2026
MEETING STARTS 7:00 PM**

**LANAKILA ELEMENTARY
SCHOOL CAFETERIA
717 N. KUAKINI STREET**

OPEN TO THE PUBLIC

Visit our website
www.honoluluorchidsociety.org

Welcome New Members

- **Don Haraguchi**, Honolulu
- **Jaegan Lawrence & Alandra DeAndrea**, Kaneohe
- **Claire Mosbaugh**, Wahiawa

Welcome to the Society. We look forward to meeting you at our meetings.

Mahalo Nui Loa

A big Mahalo to **Dr. Amjad Ahmad** for his intriguing presentation on biochar at last month's general membership meeting. Attendees received a good introduction to this high-quality charcoal, which is produced at extreme temperatures without oxygen. **Dr. Ahmad** even shared how to build a DIY kiln for around \$300.

Because of its massive surface area and unique physical properties, biochar shows great promise as a media supplement for orchids. Thank you **Kathy Sakuda** for bagging the biochar samples that **Dr. Ahmad** provided for the audience. If you took a sample home, please remember to put it to the test and report back on your results.



Mahalo to the following members and friends who brought a large assortment of delicious foods and desserts to share with those in attendance at the meeting: **JoAnn Higuchi** – assorted bagged chips; **Dorothy Nakama** – strudel bites; **Holly Sullivan** – berry salad; **Shelley Miyahara** – hamburger macaroni casserole; **Josie Gesteuyala** – fried rice; **Tessie Miller** – chow fun; **Karen & Sandie Torigoe** – gon lo mein; **Karen Nagamine** – chicken nuggets; **Lynda Takara** – boiled eggs; **Walter & Ruby Hiraishi** – mini cupcakes; **Elaine Higa** – palmiers; **Debbi Putnam** – mochi brownies; **June Yokomoto** – grapes; **Shu Nalo** – lilikoi butter mochi; **Jocelyn Mokulehua** – yellow cake with cashews; **Graydon Southard** – strawberry cookies; **Colette Young** – multigrain bread and margarine; **Jackie Lai** – rice chips; **Nathan & Jovie Correia** – bean dip with chips; **Beaudine Ma** – See's peanut brittle; **Christina & Doug Meller** – grapes; **Charlotte Yamamoto** – pea salad; and **Kathy Sakuda** – beef broccoli with cake noodle.

We also extend a big mahalo to the following members who generously donated items to the **Mini Country Store**: **Bob & JoAnn Higuchi** – chocolate chip krispies and new 4 and 5-inch plastic pots; **Carol De Witt** – bunches of apple bananas; **Jackie Lai** – boiled peanuts; **Ruby Chan** – Hokulani Bakery cupcakes; **Linda Takara** – tortades; **Charlotte Yamamoto** – baked manju; **Katherine Sakuda** – prune mui, banana mochi and apricot mochi; **Jocelyn Mokulehua** – scubbies; and **Pam Waki** – party mix. Also, mahalo to all the members and friends who supported the Mini Country Store with their purchases. The **Mini Country Store** made \$391 for the evening.

Aiea Orchid Show and Plant Sale

AIEA ORCHID CLUB SHOW & PLANT SALE

June 5 & 6 9 a.m. – 4 p.m.

Theme: America's 250th Jubilee of Orchids



Lecture & Demo:

Friday June 5 @ 11 a.m.
Guide to Fragrant Orchids

Saturday June 6 @ 11 a.m.
Basic Orchid Culture

Aiea Elementary School
99-370 Moanalua Road

Website: AieaOrchidClub.org
Plant sales close at 3 p.m. on Saturday

The **Aiea Orchid Club Orchid Show and Plant Sale** will be held on Friday, June 5, 2026, and Saturday, June 6, 2026 at the **Aiea Elementary School Cafeteria**. The Honolulu Orchid Society has accepted the Aiea Orchid Club's invitation to put up a 10'x10' floor display at the Show. The theme of the Show is "**America's 250th Jubilee of Orchids**".

The show is only days away. We need your blooming orchid plants, greeneries, Spanish moss (hinahina) and props that are patriotic such as flags and red, white and blue decorations. We can also use red ti leaves.

Nathan Correia will chair the set-up of the display and needs all the support we can generate. We have 4 hours to create our display from 9:00 am to 1:00 pm on Thursday,

June 4. Please bring your blooming plants, greenery and props at 9:00 am but no later than 9:30 am and register your blooming orchid plants with the Show Plant Registration Desk prior to leaving the plants with the set up committee. You can also stay and help with the creation of our floor display. Lunch will be provided for those that help with the set-up.

For plants that cannot stand alone, place them in a larger supporting pot to prevent them from falling over when placed in the display. Label your plants and props with your name so they are returned to you at breakdown.

The show closes on Saturday, June 6, at 4:00 pm. Breakdown of the display begins shortly after.

There will be a **Miniature Table Display** at the show. Only plants displayed on this table will be considered for the Best Miniature Orchid Display awards. To qualify as a miniature, the plant's natural height from the base to the top of the plant (excluding flowers above the leaves) must not exceed 7 inches and the natural width of the leaf span must not exceed 7 inches. Exhibitors must specify at the time of registration that the plant is to be placed in the **Miniature Display**.

Election of 2027 Officers and Trustees

The Nominations Committee comprised of **JoAnn Higuchi** (Chair), **Charlotte Yamamoto**, **Robert Higuchi**, **Jackie Lai**, **Kimberly Howsley** and **Jovie Correia** presents the following slate of nominations for 2027 HOS Officers and Trustees to be voted on at the July general membership meeting:

Officers

President	Adam Almeida
1st Vice President	Melvin Waki
2nd Vice President	Katherine Sakuda
3rd Vice President	Josie Gesteuyala
Correspondence Secretary	Carol De Witt
Recording Secretary	Hongwei Li
Treasurer	Jackie Lai
Past President	Bradley Lau

Trustees

<u>2027*</u>	<u>2028*</u>	<u>2029*</u>
Ruby Chan	Elaine Higa	Nathan Correia
Marisa Maemori	Karen Nagamine	JoAnn Higuchi
Douglas Meller	Karen Torigoe	Jackie Hurd
Charlotte Yamamoto	Sandie Torigoe	Tessie Miller

* Trustees serve staggered three-year terms through the years shown. Trustees for 2027 and 2028 were elected in prior years.

In accordance with the Honolulu Orchid Society By-Laws, the election of the Officers and Trustees shall be by vote of the members present at the July meeting. A quorum of 30 members will be needed to conduct business. **Kathy Sakuda**, Election Committee Chair, will conduct the election.

Calendar of Events for June 2026

- **Thursday, June 4, 9:00 am - 1:00 pm. Set-up of HOS display** at the Aiea Orchid Club Show, Aiea Elementary School Cafeteria
- **Thursday, June 4, 6:00 pm -9:00 pm. HOS Judging** at the Aiea Orchid Club Show, Aiea Elementary School Cafeteria
- **Friday, June 5, 9:00 am - 4:00 pm. Aiea Orchid Club Show**, Aiea Elementary School Cafeteria
- **Saturday, June 6, 9:00 am - 4:00 pm. Aiea Orchid Club Show**, Aiea Elementary School Cafeteria. **Breakdown and cleanup of HOS display** to follow after Show closes.
- **Tuesday, June 9, 7:00 PM, HOS Board of Trustees Meeting.** Zoom Video Conference
- **Wednesday, June 10, 7:00 PM, General Membership Meeting**, Lanakila Elementary School Cafeteria (doors open at 6:30 PM), Speaker: **Leland Nakai**
- **Monday, June 22, 7:00 PM, HOS Judging.** Aiea Orchid Club Meeting, Aiea Elementary School Cafeteria (plant registration 6:30 PM to 7:00 PM)

My Orchid Mix with Biochar


by Mel Waki

I was one of the lucky ones at last month's meeting who received a gallon-size bag of biochar. The biochar was donated by **Dr. Amjad Ahmad** and bagged and distributed at the meeting by **Kathy Sakuda**. I used charcoal in the past as an additive to my bark mix and found that orchids liked it. The negative thing about charcoal is that it makes your hands black and most times it comes in large chunks that has to be crushed to be useable. The biochar that we received at the meeting was graded and ready for use although some pieces were large and had to be crushed. I found that the biochar could be crushed with my fingers. It was not like charcoal where you had to use a hammer to crush chunks into smaller pieces.




For my orchid mix I decided to use 3 parts bark, 1 part coarse perlite, 1 part peat moss and 1 part biochar. I used Orchiata bark but Sequoia or other brands of bark would do. If you live in a wet area (Mililani or Wahiawa), you can reduce or eliminate the peat moss which helps retain moisture in the mix. I used the mix to repot some dendrobiums and cattleyas. I expect that the plants will like the mix and it will not be something that I need to be worried about. It will be the insects, weeds and snails that I will need to pay attention to.


I also planted a few plants with 100 percent biochar. Since biochar is a highly porous, carbon-rich form of charcoal, I wanted to try the biochar on some of my difficult-to-grow plants. I'll let you know in a few months on how it goes.



Dendrobium replanted with biochar mix.



Cattleya replanted with biochar mix.



Cattleya replanted with 100% biochar.

Dividing a Specimen Plant

by Matthias Seelis

This article appeared on Facebook and is reprinted with the approval of **Matthias Seelis**. **Matthias** is the owner/operator of **Shogun Hawaii**, a nursery located in Kea'au, on the Big Island of Hawaii. The nursery specializes in Cattleyas but also raises Stanhopeas and Catasetinaes. **Matthias** has won numerous awards for his orchids from the Amercian Orchid Society. You can visit his website at <https://cattleyaorchidshawaii.com>.



Well, today (5/21/2026) my task focused on dividing some specimen plants including this huge Cattleya purpurata. For educational purposes I took some pictures of the progress which gave me a break in between trying to separate this huge plant.



Plant laying on its side on clean newspaper with the container removed.



Underside of plant with container removed. The flowers were already spotted so they were removed and placed on the compost pile.



I power washed all the foliage, rhizomes and roots with a soft power washer to get all the gunk and old bark particles off the roots. You want to start fresh with zero residue from prior planting (no old bark, no old peanuts, no old anything). If the roots stay brown I'll cut them; if they are greenish or white they stay. Power washing the plant after dividing is mandatory at my farm as it gets all the old moss and algae off and makes them presentable again.



Now I have three big pieces of this cultivar 'Talk Oaks'. The 16" x 16" square pans are hydroponics carrying trays so you should be able to find them online or at your local hydroponic store. The media is large Kiwi bark with a few packing peanuts at the bottom.

Plant Culture Table at the May Meeting

At last month's General Membership meeting, 21 plants were brought in by members for the Plant Culture Table. 8 plants were in the **Novice Category** (up to 4 years of growing orchids) and 13 plants were in the **Master's Category** (more than 4 years of growing orchids). During the refreshment break, the audience was given the opportunity to vote for the best in each category. Their choices based on flower appearance, fragrance, uniqueness or overall plant growth are shown below.

Novice Category



1st Place: Cattleya Ken Stromsland 'Eric'
Grown by **Kathy Sakuda**

Masters Category



1st Place: Oncidium Aka Baby 'Raspberry Chocolate'
Grown by **Ken & Aileen Ching**



2nd Place: Aerangis citrata
Grown by **Sandie Torigoe**



2nd Place: Paphiopedilum philippinense f. album
Grown by **Calvin Kumano**

Honolulu Orchid Society Judging in April

Saturday, May 9, 2026. Lanakila Multi-Purpose Senior Center. Four plants were registered for judging at the Lanakila Multi-Purpose Senior Center. One plant was judged and awarded. The awarded plant is designated as Award No. 2026-11 and is shown below.

Monday, May 25, 2026, Aiea Orchid Club Meeting, Aiea Elementary School Cafeteria. 13 plants were registered at the Aiea Orchid Club meeting. Two plants were nominated for further review but were not judged.

Photographs and descriptions of the all of the plants awarded in 2026 and prior years are available on the [Award Gallery](#) of the HOS Website.

The **next HOS Judging session will be held at the Aiea Orchid Club Show on Thursday, June 4, 2026.** All plants displayed at the Show will be eligible for judging and award. You do not have to be a member of HOS to have your plants judged. Plant registration is between 9:00 am and noontime on Thursday at the Aiea Elementary School Cafeteria.



Award No. 2026-11
Euph. nuda 'Painter's Palette'
CR HOS (78.3 Pts.)
Owner: **Jed Smith**

Photo by **Jan Takamiya**

HOS Membership

Membership dues are for each calendar year, January through December. **Regular** membership is \$25 within the USA and Territories; \$10 for **Students** and \$30 for **International Members**. **Regular** members can add an **Associate** for \$5 for a person residing in the same household. You can join or renew online by using the membership portal on the Honolulu Orchid Society website at this [link](#).

Getting to Know Our Members

by Shelley Miyahara


Hi everyone. I'm **Shelley**. I grew up in Waialua, attended Mid-Pacific and graduated from the University of Hawaii. After studying and working in Tokyo, Japan, for several years, I became a flight attendant for Delta Airlines. I was based and lived in Portland, Oregon, while working 17 years as a flight attendant. I returned to Hawaii in 2015 to help my family care for my mom and aunty, both of whom were orchid lovers. I worked briefly for the State of Hawaii Department of Health before retiring in 2024.



When I lived at my mom's house in Kahala with my mom and aunty, the orchids were tied to trees around a small swimming pool. The orchids thrived and rewarded us with occasional blooms. I used




Orchids at my mom's house were tied to trees. They thrived and rewarded us with occasional blooms.



to take my mom and aunty to **Kawamoto Orchid Nursery** in Palolo Valley to visit their showroom and buy plants. My aunty's favorite orchid was honohono (*Dendrobium anosmum*). She loved the scent. Orchids brought joy to my mom and aunty. When both passed, I tried my best to grow and nurture them but did not have much luck.

I joined the **Kaimuki Orchid Society** to learn more about orchids but unfortunately they disbanded shortly after I became a member. **Michelle Watanabe**, the Kaimuki Orchid Society (KOS) president, and **Karen Nagamine**, a KOS member until it disbanded, recommended that I look into the Honolulu Orchid Society (HOS). I attended a HOS meeting, liked it and became a member two years ago.



My Phals are doing very well at **Karen Nagamine's** house.

I had several phalaenopsis growing in my Kahala Towers Condominium several months ago. They were not doing well so **Karen Nagamine** kindly agreed to baby-sit them at her house until I learn how to grow them. The phals are growing and blooming happily at her house. I sit with **Karen** at HOS meetings and found out she is a very knowledgeable and talented orchid grower.

Besides enjoying orchids, I take hula classes, yoga and taichi at the YMCA. I am a member of the hula halau **Napua Mohala I Kamalu O Kahala**. I enjoy cooking and traveling. I am looking forward to the trip to the **Kauai Grand Hyatt Resort and Spa** in August or September. This is the trip that I won from the raffle held at the HOS Installation Banquet in January.

I really love attending the monthly HOS meetings. Between the engaging speakers, the great members, and the wonderful potluck food, it's always such a joy. I'm hoping to build up my orchid-growing skills in the months ahead, too!

Tip of the Month

by Scot Mitamura

June 10th is the beginning of summer for us in Hawaii. This is the start of our four warmest months of the year. As I write this article in May, the weather has already shifted to our summer pattern. During this time, our day length is longer, our temperatures are higher, and our Tradewinds are stronger. This is a time that most of our orchids are actively growing. Changes in our culture is required, such as increased watering, fertilizing and repotting. I will be working hard this summer to keep up with my repotting.

For our Hono Hono growers, if we have not cut our old stems we should do it now. Don't forget to sterilize our pruners! Year old stems should be cut to four inch lengths, labeled, and laid side by side, touching each other and laid on top of potting soil or sphagnum moss. Grow them in shallow trays or pots for a year before separating. Older main plants that have not been repotted for over two years, should be repotted now. From the new growths, active new roots will form and will establish into the new media quickly, reducing setback.

Putting in the work now will reward you with good flowering next year.

Aloha,
Scot

*This article appeared in the June 2026 issue of the Windward Orchid Society Newsletter and is reprinted here with the approval of **Scot Mitamura** and the **Windward Orchid Society**.*

A Quick Visit to a Flower Shop in Japan

by Josie Gesteuyala

My husband, **Wade** and **I** recently went on an amazing trip to Japan with **Non-Stop Travel** on their **2026 Cherry Blossoms Grand Miyajima, Hiroshima, Kyoto, Nara and Osaka Tour**, and it was such a blast! We traveled with a wonderful group of 25 people, all fellow folks from Hawaii. We left home on April 07, 2026, and returned on April 17.

Our itinerary was packed with incredible stops in Kansai, Himeji, Kurashiki, Okayama, Miyajima Island, Kyoto, Arashiyama, Kameoka, Nara and Osaka. Since it was spring, the weather was in the mid 50 – 60 degrees with occasional rain in some areas, but that didn't slow us down. While we did plenty of sightseeing and shopping, the absolute highlight of the trip was the food—we genuinely looked forward to every single meal! Plus, with the fantastic exchange rate of 160 yen to the dollar, everything felt like a total bargain, especially all the delicious eats.

In Kansai, while visiting the Himeji Castle, we were lucky to see several cherry blossoms trees in bloom.



Wade and **Josie** at the top of Mount Misen, a sacred mountain on Miyajima Island, a small island in Hiroshima Bay in western Japan.



Cherry blossoms in bloom at Himeji Castle. Photos taken by **Josie**.

There were peonies, azaleas and irises in bloom too. While we were in Kyoto, I snuck away from the tour group for a bit and ducked into a couple of local flower shops. I spotted some gorgeous large white Phalaenopsis orchids (called kochoran or “moth orchids”) that were priced just over \$200!



Flower shops in Kyoto. Photos taken by Josie.

I learned that in Japanese language of flowers, phalaenopsis symbolizes “happiness flies in” referring to the moth-like wing shape of the blooms and the auspicious idea of good fortune arriving. They are also standard formal celebratory gift flowers for events like business openings, promotions, hospital visits and weddings. I was completely blown away by how expensive they were!

Wade and **I** enjoyed the trip to Japan so much that we are going back in December on a shopping tour. This time we will be traveling north to Hokkaido. Unfortunately, we are going to miss the Society's Year End Holiday Party. I'm sure everyone will have lots of fun at the party while we are shopping and eating in Hokkaido!

Recipe of the Month

Honey Butter Chicken

by Alyssa Rivers (therecipecritic.com)

Prep Time: 20 minutes **Cook Time:** 10 minutes **Total Time:** 30 minutes

Servings: 4

Tender chicken cooked in a rich honey butter sauce until golden and caramelized. Sweet, savory, and simple enough for weeknights.

Ingredients

Chicken

- 1 pound boneless skinless chicken cut into 1-inch cubes
- 1 large egg
- ¼ teaspoon garlic salt
- 1 cup cornstarch
- ⅓ cup vegetable oil for frying

Honey Butter Sauce

- ½ cup honey
- ⅓ cup unsalted butter
- 2 cloves minced garlic
- 2 tablespoons soy sauce
- 3 tablespoons apple cider vinegar

Instructions

Chicken

- Cut 1 pound boneless skinless chicken into bite-sized pieces and place them into a large ziplock bag. Sprinkle the chicken with ¼ teaspoon garlic salt. Crack 1 large egg on top of the chicken and massage it in with your hand to coat the chicken.
- Add 1 cup cornstarch on top of the chicken. Seal the bag and shake to coat the chicken well.
- In a medium-sized skillet over medium-high heat, add ⅓ cup vegetable oil. Add the coated chicken and cook 7-8 minutes, or until cooked through and browned. Remove the chicken from the skillet and set aside.

Honey Butter Sauce

- Returning to the skillet, add ⅓ cup unsalted butter. Melt the butter over medium heat, then add ½ cup honey, 2 cloves minced garlic, 2 tablespoons soy sauce, and 3 tablespoons apple cider vinegar.
- Whisk together and cook for 1-2 minutes until the sauce is bubbly and slightly thickened.
- Add the cooked chicken back to the skillet. Toss the chicken in the sauce to coat the chicken well. Garnish with sesame seeds and diced green onion, if desired. Serve over rice and enjoy!

